



2008-2009 GMT Quarterly Report for District (or Undistricted) **District 8 S**



GMT: **LELAND KOLKMEYER**

Location: **LOUISIANA**

GMT CA: **1 & 2**

CLUBS

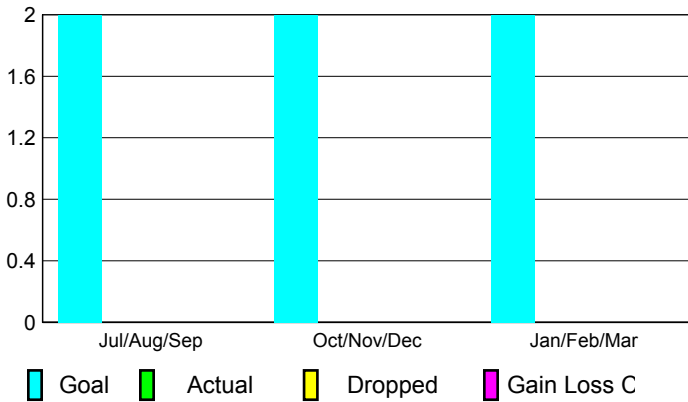
Club Results 2008-2009

Clubs 2007-2008

| Month | New Club Goal | Actual New Clubs | Actual Dropped Clubs | Gain/Loss of Clubs | Gain/Loss of Clubs |
|---------------|---------------|------------------|----------------------|--------------------|--------------------|
| Jul/Aug/Sep | 2 | 0 | 0 | 0 | 0 |
| Oct/Nov/Dec | 2 | 0 | 0 | 0 | 0 |
| Jan/Feb/Mar | 2 | 0 | 0 | 0 | -1 |
| Totals | 6 | 0 | 0 | 0 | -1 |

Club Results 2008-2009

Goal, New, Dropped, Gain/Loss



MEMBERSHIP

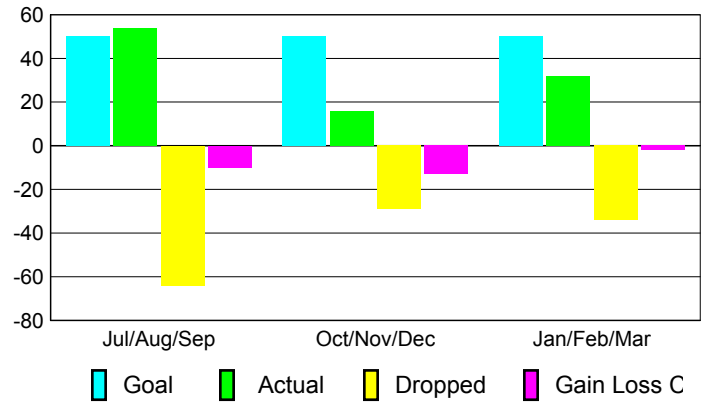
Membership Results 2008-2009

Membership 2007-2008

| Month | Net Memb Goal | Actual New Memb | Actual Dropped Memb | Gain/Loss of Memb | Gain/Loss of Memb |
|---------------|---------------|-----------------|---------------------|-------------------|-------------------|
| Jul/Aug/Sep | 50 | 54 | -64 | -10 | 17 |
| Oct/Nov/Dec | 50 | 16 | -29 | -13 | 15 |
| Jan/Feb/Mar | 50 | 32 | -34 | -2 | -17 |
| Totals | 150 | 102 | -127 | -25 | 15 |


Membership Results 2008-2009

Goal, New, Dropped, Gain/Loss



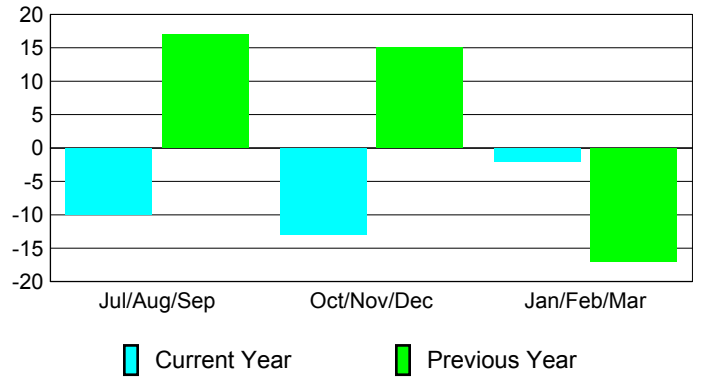
Comparison of Club Gain/Loss

Current Year Compared to the Previous Year



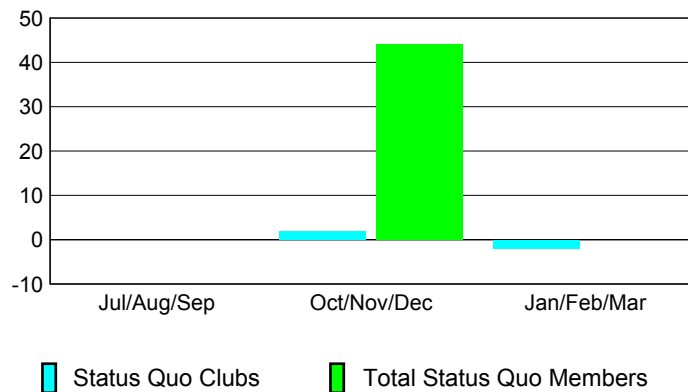
Comparison of Membership Gain/Loss

Current Year Compared to the Previous Year



YTD Status Quo Clubs 2008-2009

Status Quo Clubs Compared to Status Quo Members



Gender Comparison 2008-2009

